
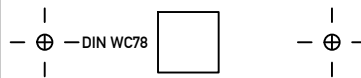
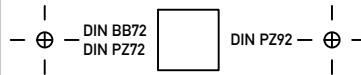




BESCHLAGE
HAMBURG

Bohrschablone



- 1) Vierkant ins Schloss einsetzen
- 2) Bohrshablone auf Vierkant stecken und senkrecht ausrichten
- 3) Bohrlocher beidseitig markieren
- 4) Markierungen beidseitig bohren

Dept.	Technical reference	Created by Beschlage aus Hamburg 04.01.19	Approved by	
		Document type	Document status	
		Title Monatgeschablone	DWG No.	
		Rev.	Date of issue	Sheet 1/1